

Name: .....

Class: .....

Date: .....

## Unit 6

1 Read and circle. Then, draw   



I have a / an board game.



I have a / an small doll.  
It's purple and red.



I have a / an orange robot.



I have a / an apple.  
It's red.

Name: .....


Class: .....

Date: .....

## 2 Listen and match.

Then, colour   

- 1 Annie's doll is
- 2 Eric's ball is
- 3 Emma's ball is
- 4 Tommy's robot is
- 5 Eric's robot is



STORYLINE 1 Photocopiable © Pearson Education

## 3 Read and complete

Name: .....

Class: .....

Date: .....

games    ten    sisters    electronic    yellow    dog    my    thin



I'm Penny. I'm <sup>1</sup> \_\_\_\_\_. I have a hamster and a  
<sup>2</sup> \_\_\_\_\_. I have two sisters. I don't have a brother.  
My <sup>3</sup> \_\_\_\_\_ are eight. They are <sup>4</sup> \_\_\_\_\_ and short.  
I have two <sup>5</sup> \_\_\_\_\_ games. They are fantastic. I don't  
have board <sup>6</sup> \_\_\_\_\_. I have five soft toys and five  
dolls. <sup>7</sup> \_\_\_\_\_ favourite soft toy is a giraffe.  
It's <sup>8</sup> \_\_\_\_\_ and brown. It's small and soft.

STORYLINE 1 Photocopiable © Pearson Education




# TEACHING NOTES


## 1 Read and circle. Then, draw





Focus: use of the indefinite article *a* or *an*


- › First Ss should look at the icons and tell you what they have to do.
- › Ask Ss to do the activity orally before they put it in writing.
- › Check the answers on the bb.
- › Ask Ss to account for their choices.

1 Read and circle. Then, draw   

 I have a board game.

 I have a small doll. It's purple and red.

 I have a / an orange robot.




 I have a / an apple. It's red.

## 2 Listen and match. Then, colour



Focus: possessive case, colours

- › First Ss should look at the icons and tell you what they have to do.
- › Remind Ss of the rules for listening.
- › Play the recording and then check the answers on the bb.
- › There are 6 sentences in the listening. You can ask Ss which one does not appear in the exercise.

2 Listen and match.  
Then, colour   

1 Annie's doll is \_\_\_\_\_  
2 Eric's ball is \_\_\_\_\_  
3 Emma's ball is \_\_\_\_\_  
4 Tommy's robot is \_\_\_\_\_  
5 Eric's robot is \_\_\_\_\_

a purple.      b black.  
d black.      c white.      e brown.



### CD TRACK 61

- › Annie's doll is black.
- › Emma's doll is small.
- › Eric's ball is purple.
- › Emma's ball is brown.
- › Tommy's robot is white.
- › Eric's robot is black.

## 3 Read and complete



Focus: language awareness

- › First Ss should look at the icons and tell you what they have to do.
- › Ask Ss to do the activity orally before they put it in writing.
- › Have them read the sentences and tell you what is missing in each sentence.
- › Elicit from them how they'll decide what to write. Check the answers on the bb.
- › Ask Ss to account for their choices.

### 3 Read and complete

games    ten    sisters    electronic    yellow    dog    my    thin



I'm Penny. I'm <sup>1</sup> ten . I have a hamster and a <sup>2</sup> dog . I have two sisters. I don't have a brother. My <sup>3</sup> sisters are eight. They are <sup>4</sup> thin and short. I have two <sup>5</sup> electronic games. They are fantastic. I don't have board <sup>6</sup> games . I have five soft toys and five dolls. <sup>7</sup> my favourite soft toy is a giraffe. It's <sup>8</sup> yellow and brown. It's small and soft.